

**NEW**

High  
Intermediate

**2**

# Flying<sup>🍃</sup> English



**Student Book**

**A\* List**

**NEW**

# Flying<sup>✈</sup> English

High  
Intermediate

**2**

# Contents

## Unit 1

### Martin's Dinosaurs ..... 8

#### Pattern Drill

Prepositions of Position: in, on, under, by

#### Speech

Presentation: My Room

## Unit 2

### What Are You Doing? ..... 14

#### Pattern Drill

Present Continuous Tense

#### Speech

Presentation: Who Is in the Picture?

## Unit 3

### Wash Your Hands ..... 20

#### Pattern Drill

Imperative Sentences

#### Speech

Presentation: Dos and Don'ts

## Unit 4

### Can I Speak to Julie? ..... 26

#### Pattern Drill

Telephone Expressions

#### Speech

Presentation: Message for You

## Unit 5

### What Did You Do? ..... 32

#### Pattern Drill

Past Tense: Regular & Irregular verbs

#### Speech

Presentation: My Day at School

## Review




### Units 1 - 5 ..... 38



# UNIT 1

# Martin's Dinosaurs

Listen to the dialog.



Listen and repeat the words.



Now, repeat the dialog.



art



draw



interesting



wall

Practice the conversations with your friend.




## Conversation 1

**A** Where is the **book**?


**B** It's **on the table**.

1.




- A** lamp
- B** by the closet

2.



- A** pencil case
- B** in the drawer

3.



- A** rug
- B** under the table

## Conversation 2

**A** Where are the **dinosaurs**?


**B** They're **on the wall**.

1.




- A** vases
- B** by the window

2.



- A** hamsters
- B** in the cage

3.



- A** toys
- B** under the desk

Play a role with your friend.



Sarah: What do you have in your room?

Willy: I have 1 a dartboard.

Sarah: That sounds like fun.

Where 2 is it?

Willy: 3 It's on my wall.



1 fish

2 are they

3 They're in a fishbowl.



1 a toy box

2 is it

3 It's under my bed.

Interview your friends and complete the chart.



## What Is Your Room Like?



1. What do you have in your room?

→ I have ... in my room.

2. Where is it? / Where are they?

→ It's/They're ...

3. What's on your desk?

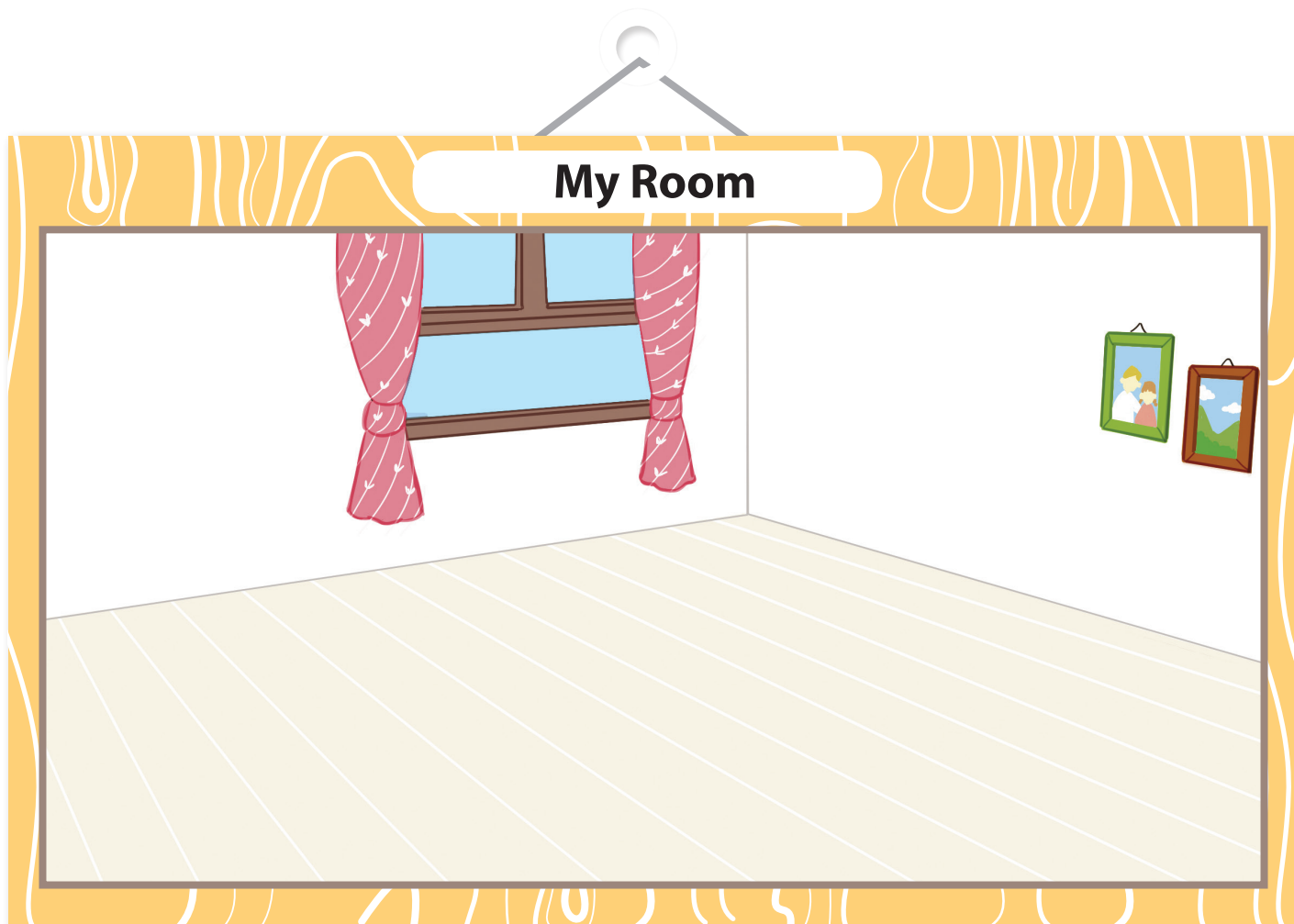
→ ... is/are on my desk.

Question	1	2	3
Friend			
Name:			
Name:			
Name:			
Name:			
Name:			



# SPEECH NOTE

What do you have in your room? Draw your room. Then, fill in the chart.



What	Where
pictures	on the wall
	in
	under
	by

Complete the script and give a speech about your room.

## My Room

### Intro

Hello, friends!

I'd like to show you my room today.

### Body

I have \_\_\_\_\_ in my room.

\_\_\_\_\_ on \_\_\_\_\_.

\_\_\_\_\_ in \_\_\_\_\_.

\_\_\_\_\_ under \_\_\_\_\_.

\_\_\_\_\_ by \_\_\_\_\_.

### Closing

Come and visit my room.

Thank you for listening.

# REVIEW Units 1–5

## A. Choose the best word to complete each sentence.

speak      looking      Where      Wash      played

1. \_\_\_\_\_ are the dinosaurs?
2. I'm \_\_\_\_\_ for my cap.
3. \_\_\_\_\_ your hands.
4. Can I \_\_\_\_\_ to Julie?
5. We \_\_\_\_\_ soccer.

## B. Match each question with the best answer.

- |                               |                       |  |
|-------------------------------|-----------------------|--|
| 1. Where is the book?         | <input type="radio"/> | <input type="radio"/> a. Hold on a second.       |
| 2. What is he wearing?        | <input type="radio"/> | <input type="radio"/> b. It's on the table.      |
| 3. Can I go to bed now?       | <input type="radio"/> | <input type="radio"/> c. I studied math.         |
| 4. May I speak to Willy?      | <input type="radio"/> | <input type="radio"/> d. Brush your teeth first. |
| 5. What did you do at school? | <input type="radio"/> | <input type="radio"/> e. He's wearing a cap.     |

### C. Look at the picture and circle the best sentence.

1.



- Ⓐ The window is by the closet.
- Ⓑ The toys are in the toy box.
- Ⓒ A picture is on the bed.

2.



- Ⓐ She's playing the piano.
- Ⓑ She's wearing a raincoat.
- Ⓒ She's sleeping.

3.



- Ⓐ Clean up the table.
- Ⓑ Don't talk loudly.
- Ⓒ Don't watch TV too much.

4.



- Ⓐ They played basketball.
- Ⓑ They made a snowman.
- Ⓒ They had pasta for lunch.

### D. Listen and circle the best answer.



1.

- Ⓐ I have a rug.
- Ⓑ It's under my bed.
- Ⓒ They're on the wall.

2.

- Ⓐ I studied science.
- Ⓑ Don't cut in line.
- Ⓒ I'm brushing my teeth.

3.

- Ⓐ Hold on a minute.
- Ⓑ Yes, please.
- Ⓒ All right. Bye.

4.


- Ⓐ I went to the cafeteria.
- Ⓑ Wash your hands.
- Ⓒ I had a sandwich.




## E. Listen and check the correct picture.




1.


☐
☐

2.


☐
☐

3.


☐
☐

4.


☐
☐

## F. Listen and complete the dialogs.



1. A: \_\_\_\_\_ are the flowers?

B: They're in the \_\_\_\_\_.

2. A: What are you \_\_\_\_\_?

B: I'm \_\_\_\_\_ vegetables.

3. A: Can I \_\_\_\_\_ a message?

B: Yes, please \_\_\_\_\_ her to \_\_\_\_\_ me back.

4. A: What \_\_\_\_\_ you \_\_\_\_\_ in class?

B: I \_\_\_\_\_ a math test.

## G. Look at the picture and complete the story.

was

played

went

had

learned



Dear Diary,

I had a wonderful day at school.

I ① \_\_\_\_\_ to the playground and

② \_\_\_\_\_ soccer with my new friend,

Martin. It ③ \_\_\_\_\_ really fun!

In math class, we ④ \_\_\_\_\_ division.

At lunchtime, I ⑤ \_\_\_\_\_ pasta and salad.

I love going to school!

## H. Read the dialog and answer the questions.

**Mom:** What are you doing, Julie?

**Julie:** I'm looking for the cupcakes. Where are they?

**Mom:** Oh, they're on the table.

**Julie:** Thanks, Mom. Wow, they look delicious!

**Mom:** Don't eat all of them.

**Julie:** Okay, I won't.

1. What is Julie looking for?

→ She \_\_\_\_\_.

2. Where are the cupcakes?

→ They \_\_\_\_\_.

# Flying English

is a four-level listening and speaking program for learners. The series helps students learn useful expressions and words to express their thoughts and opinions fluently. Through this series, learners will build effective communication skills through various topics based on real-life situations.

## Components

\* Student Book      \* Workbook      \* Word Book

\* Tap & Learn  
(Free online media)



## Online Resources

\* Answer Keys      \* MP3 Files      \* Unit/Midterm/Final Tests      \* Worksheets  
\* Vocabulary List      \* PowerPoint Resources      \* Lesson Plans      \* Syllabus

[www.pnlacademy.co.kr](http://www.pnlacademy.co.kr)

Flying English Starter

1, 2, 3, 4, 5, 6

Flying English Primary

1, 2, 3, 4, 5, 6

Flying English Intermediate

1, 2, 3, 4, 5, 6

Flying English High Intermediate

